

Table of Contents

Black Powder Shooter	1
Special Product Information	2
Some Words of Caution	3
Flintlock and Caplock—How they Work	4
How to Load—The Patched Roundball	7-8
Shooting Tips—Choosing Ball and Patch	9-10
How to Load—The Minie, Solid-Base Conical or Sabot	10-11
Bullet Suitability Chart	12
Disassembly and Cleaning	13
Black Powder Loads & Specifications	14
Shooting Tips—Black Powder Guide	15
Bullet Casting Basics	16-17
Sight Adjustments	18-19
Optional Lyman Blackpowder Sights	20
Black Powder Guns	21
Great Plains Rifle	22-23
Trade Rifle	24-25
Deerstalker Rifle	26-29
Lock Assemblies	30-31
Plains Pistol	32
Instructions for Lyman Assembly Kits	33-39
Lyman Catalog Section	40-42
Promotions and Order Form	43-44

Introduction

This publication has been developed to provide the fullest possible information about Lyman muzzleloaders. Information contained herein—especially the

Lyman®



Dear Black Powder Shooter:

THE CAPLOCK

While the flintlock was a distinct improvement over the ignition systems it

LOADING STEPS

1. Set the rifle's butt on the ground with the muzzle inclined in a safe direction –well away from your body. Measure and pour the powder down the barrel using an adjustable measure or pre-weigh

SHOOTING TIPS ...
CHOOSING BALL AND PATCH

Accuracy with a roundball rifle is based on a paradox; an underside ball is spun by rifling that it never touches! The secret, if there is one, lies in the cloth patch. It functions as a gas seal and, theoretically at least, completely seals the bore.

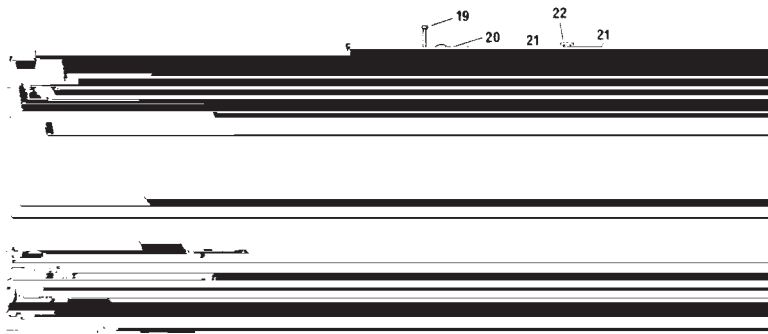
DISASSEMBLY AND CLEANING OF

SHOOTING TIPS

BULLET CASTING BASICS

OPTIONAL LYMAN BLACK POWDER SIGHTS

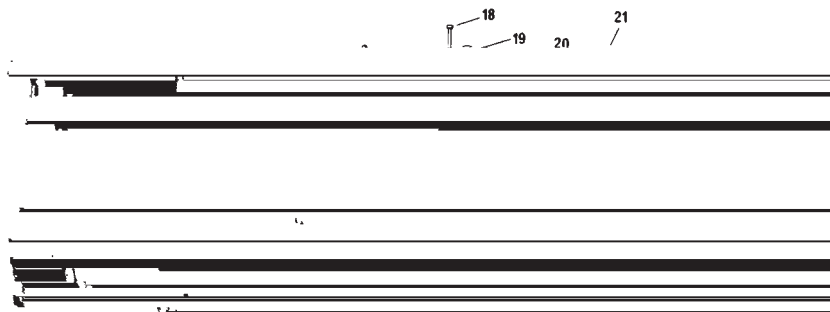
FITTING WEDGE PINS



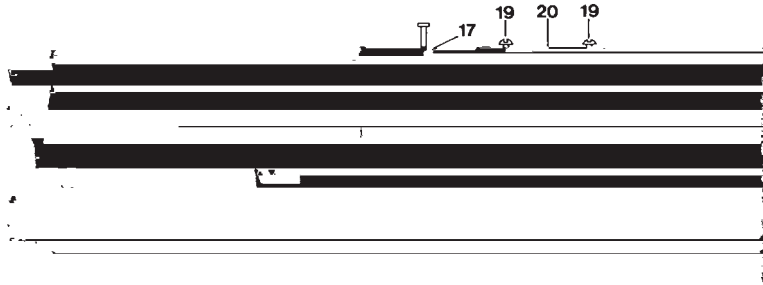
LYMAN TRADE RIFLE

Weight: 8 Lbs./OAL: 46"

The Lyman Trade Rifle is patterned after the sturdy



Dwg. Pc. Mk.	Part Number	Description	Dwg. Pc. Mk.	Part Number	Description
-----------------	----------------	-------------	-----------------	----------------	-------------



DEERSTALKER STAINLESS



Components					
Dwg. Pc.	Mk. Number	Description	Dwg. Pc.	Mk. Number	Description
1	6993107	Butt Plate	8	6993314	Wedge
2	6993108	Butt Plate Screws	9	6993315	Forend Cap
3	6993310	Lock Assembly	10	6993113	Forend Cap Screw
4	6993311	Lock Mounting Screw	11	6993316	Stock
5	6993312	Lock Screw Bushing	12	6993331	Trigger Assembly
6	6993313	Escutcheon Screw	13	6993318	Trigger Guard Screw
7	6993317	Escutcheon			

LOCK ASSEMBLIES



NOTE: Gap between lower barrel flat and bottom forend channel should not exceed 1/16".

The Lyman Great Plains Rifle

A Tradition of Excellence

Great Plains Hunter

This is a special version of our Great Plains rifle with the hunter in mind. Called the "Great Plains Hunter", this new model features a fast, 1 in 32" shallow groove rifle barrel. It's ideal for shooting the many types of modern projectiles available to today's black powder hunter, such as Lyman's own 'Shocker' series of bullets and sabots. The Great Plains Hunter has all of the high quality features of our Classic Great Plains rifles. <http://www.lymanrifles.com>

